

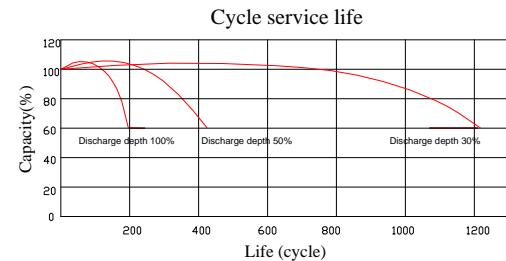
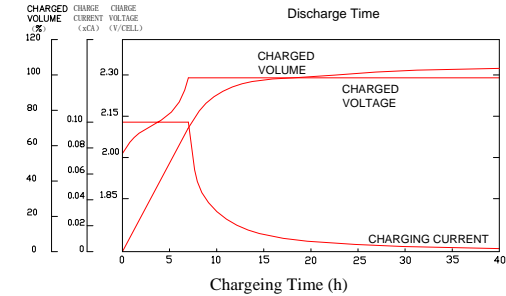
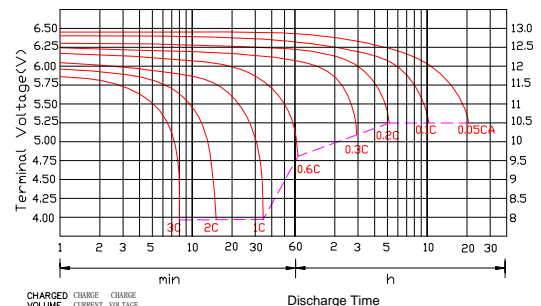
● Specifications

<b>Nominal Voltage</b>		<b>12V</b>
<b>Rated Capacity</b>		<b>28Ah</b>
<b>Dimensions</b>	<b>Total Height</b>	<b>4.92 inches (125mm)</b>
	<b>Height</b>	<b>4.92 inches (125mm)</b>
	<b>Length</b>	<b>6.54 inches (166mm)</b>
	<b>Width</b>	<b>6.89 inches (175mm)</b>
<b>Approximate Weight</b>		<b>17.86 lbs. (8.1kg)</b>

● Characteristic

<b>Capacity 77°F(25°C)</b>	<b>20h rate</b>	<b>28.0Ah</b>
	<b>10h rate</b>	<b>25.2Ah</b>
	<b>5h rate</b>	<b>23.8Ah</b>
	<b>1h rate</b>	<b>16.8Ah</b>
	<b>15 min rate</b>	<b>11.7Ah</b>
<b>Internal Resistance</b>	<b>Full Charged Battery 77°F(25°C)</b>	<b>Approx. 10m Ω</b>
<b>Capacity Affected by Temperature (20h rate)</b>	<b>104°F(40°C)</b>	<b>102%</b>
	<b>77°F(25°C)</b>	<b>100%</b>
	<b>32°F(0°C)</b>	<b>85%</b>
	<b>5°F(-15°C)</b>	<b>65%</b>
<b>Self-Discharge 68°F(20°C) (Capacity after)</b>	<b>3 month storage</b>	<b>90%</b>
	<b>6 month storage</b>	<b>80%</b>
	<b>12 month storage</b>	<b>60%</b>
<b>Max. Discharge Current 77°F(25°C)</b>	<b>420A(5s)</b>	
<b>Terminal</b>	<b>T3/T10</b>	
<b>Charge (Constant Voltage,25°C)</b>	<b>Cycle</b>	<b>14.5~14.9V(-24mV/°C) max. current: 8.4 A</b>
	<b>Float</b>	<b>13.6~13.8V(-18mV/°C)</b>

DISCHARGE CHARACTERISTICS AT 25° C(77° F)



Constant Current Discharge Characteristics (A,25°C)

F.V/TIME	5min	10min	15min	30min	60min	3h	5h	10h	20h
9.60V	108	68.0	50.0	29.5	19.0	7.11	4.87	2.64	1.42
10.2V	103	64.6	48.0	28.3	18.2	7.00	4.80	2.62	1.41
10.8V	96.4	60.7	45.6	26.9	17.3	6.86	4.70	2.60	1.40

Constant Wattage Discharge Characteristics (Watt,25°C)

F.V/TIME	5min	10min	15min	30min	60min	3h	5h	10h	20h
9.60V	1205	767	570	338	220	84.4	58.2	31.7	17.1
10.2V	1145	729	547	325	211	83.2	57.3	31.4	16.9
10.8V	1076	685	520	308	201	81.5	56.2	31.4	16.8



Sealed Lead-Acid Batteries

**PS28-12 (12V28Ah)**

---